

Access Control Log

Access control log is administrative tool giving an overview of Partek® Flow® users' access privileges. The tool focuses on activities related to [User management](#) and [Group management](#). To invoke it, first log in as a user with administrative privileges and then go to **Settings > Access management > Access control log**. Example report is given in Figure 1.











Time 	Changer 	Object 	Change 
all 	<input type="text"/>	<input type="text"/>	<input type="text"/>
2016-11-02 09:08:33	"zqin" (10)	User "zqin" (10)	Set project "RNA-seq-myusername" (177) role to "Collaborator" (2)
2016-11-03 07:09:37	"ilukic" (3)	User "ilukic" (3)	Added project "DNA-seq-myusername" (178) with role "Project owner" (1)
2016-11-03 08:33:55	"mcalvin" (9)	User "mcalvin" (9)	Set project "RNA-seq-myusername" (177) role to "Collaborator" (2)
2016-11-04 04:28:02	"ilukic" (3)	User "ilukic" (3)	Added project "browse" (179) with role "Project owner" (1)
2016-11-04 07:28:43	"ilukic" (3)	User "ilukic" (3)	Added project "Targeted2" (180) with role "Project owner" (1)
2016-11-04 11:23:34	"zqin" (10)	User "zqin" (10)	Set project "Targeted2" (180) role to "Collaborator" (2)
2016-11-07 01:13:09	"ilukic" (3)	User "ilukic" (3)	Added project "heat2" (181) with role "Project owner" (1)
2016-11-07 04:00:57	"ilukic" (3)	User "ilukic" (3)	Added project "KB-2290" (182) with role "Project owner" (1)
2016-11-07 04:04:16	"ilukic" (3)	All users	Deleted project "KB-2290" (182)
2016-11-07 04:13:37	"ilukic" (3)	User "ilukic" (3)	Added project "KB-2290" (183) with role "Project owner" (1)
2016-11-09 12:20:41	"dbennett" (8)	User "dbennett" (8)	Set project "DNA-seq-myusername" (178) role to "Collaborator" (2)
2016-11-11 09:47:28	"zqin" (10)	User "zqin" (10)	Set project "DNA-seq-myusername" (178) role to "Collaborator" (2)
2016-11-14 10:31:00	"dbennett" (8)	User "dbennett" (8)	Set project "Targeted2" (180) role to "Collaborator" (2)
2016-11-16 03:04:40	"ilukic" (3)	User "ilukic" (3)	Added project "DNA-seq-full" (184) with role "Project owner" (1)
2016-11-16 08:33:38	"dbennett" (8)	User "dbennett" (8)	Set project "DNA-seq-full" (184) role to "Collaborator" (2)
2016-11-17 08:42:43	"ilukic" (3)	User "ilukic" (3)	Added project "DNA-seq-test" (185) with role "Project owner" (1)
2016-11-21 02:44:16	"ilukic" (3)	User "ilukic" (3)	Added project "DNA-seq-test2" (186) with role "Project owner" (1)
2016-11-28 15:47:42	"Cherry Ignacio" (17)	User "Cherry Ignacio" (17)	Set project "DNA-seq-test2" (186) role to "Collaborator" (2)
2016-12-05 11:57:49	"dbennett" (8)	User "dbennett" (8)	Set project "Zika RNA-Seq" (148) role to "Collaborator" (2)
2016-12-05 12:11:00	"asteffen" (7)	User "asteffen" (7)	Set project "Zika RNA-Seq" (148) role to "Collaborator" (2)
<div> (19 of 21) <div>   <div>12 13 14 15 16 17 18 19 20 21</div>   </div> 20  </div>			

Figure 1. Example output of Access control log

The first column (*Time*) contains the time stamp of the activity. Column *Changer* shows you the display name of the Partek Flow user who changed the access along with their permanent numeric identifier (parenthesized). The current display name of the changed user, as well as the matching numeric ID, can be seen in the *Object* column. Finally, the change made to the object, followed by the project (the number in the parenthesis is the change counter), role or privilege is listed in the *Change* column. Text boxes on top of each column are search tools, while the arrows icon enables to sort the column ascending or descending.

Additional Assistance

If you need additional assistance, please visit [our support page](#) to submit a help ticket or find phone numbers for regional support.



Your Rating:      Results:      34 rates